















PINE COUNTRY CARAVAN PARK SITE MAP

LEGEND

-  PERMANENT RESIDENCE
-  2 BEDROOM CABIN
-  1 BEDROOM CABIN
-  GLAMPING TENTS
-  ENSUITE POWERED SITE
-  POWERED SITE
-  AMENITIES
-  LAUNDRY
-  DOG KENNELS
-  OFF LEAD DOG PADDOCK
-  DUMP POINT
-  FIRE HOSE
-  RECYCLING/RUBBISH
-  EMERGENCY EVACUATION POINT



EST. 1972

PINE COUNTRY
CARAVAN PARK

